

XUV Fork Ultrasonic Sensor

Catalog
9006BR0801

08

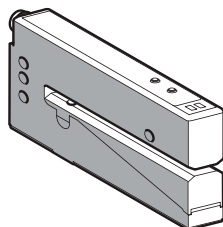


XUV Fork Ultrasonic Sensor

Application, packaging series
For detection of transparent labels
d.c. supply, Solid-state output

Specifications

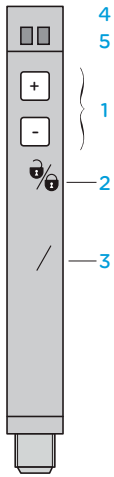
Fork design



System		Thru-beam	
Type of transmission		Ultrasonic	
Nominal sensing distance (Sn)		3 mm (0.11")	
References			
4-wire, PNP and NPN	Light switching or dark switching programmable	XUV U06M3KCNM8	XUV U06M3KCNL2
Adjustment		By numerical potentiometer (+/- buttons) and red LED	
Protection of settings		By locking keypad	
Weight (kg)		0.130 (0.28 lbs)	
Characteristics			
Product certifications		CE, IEC 60947-5-2, cULus	
Materials		Aluminium case	
Connection	Connector	M8 4-pin connector	-
	Cable	-	0.25 mm ² (24 AWG) PVC Cable
Detection performance	Minimum length of label	2 mm (0.07")	
	Minimum distance between 2 labels	2 mm (0.07")	
	Maximum flow rate	120 m/min	
	Detection accuracy	+/- 0.16 mm at 60 m/min +/- 0.30 mm at 120 m/min	
Power supply	Rated supply voltage	12...24 VDC with protection against reverse polarity	
	Voltage limits	10...30 VDC (including ripple)	
	Current consumption, no-load	40 mA	
	Residual voltage		
	At 100 mA	< 2 VDC	
	At 10 mA	< 1 VDC	
Output	Type	NPN and PNP	
	Function	Light switching or dark switching, to be programmed	
	Maximum rated current	100 mA with overload and short-circuit protection	
	Maximum switching frequency	500 Hz	
	LED indicators		
	Output state	Yellow LED	
	Delay	On and Off: 500 μs	
Environment	Operating temperature	+ 5...+ 55 °C (+41...+131 °F)	
	Storage temperature	- 20 °C...+ 70 °C (-4...+158 °F)	
	Degree of protection	IP 65, NEMA 4X (indoor use only), 5, 12, 12K, 13	

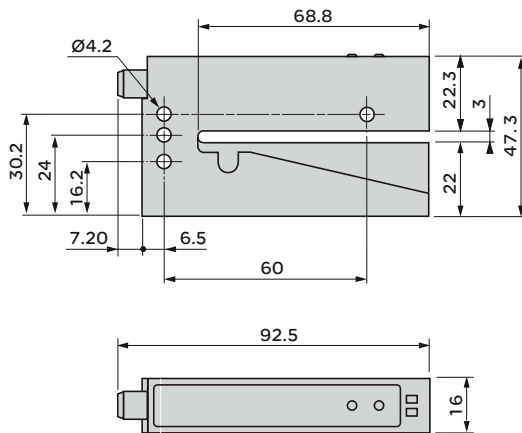
Function table	Function	Thru-beam system	
		No label present in the beam (output inactive)	Label present in the beam (output active)
Output state (PNP or NPN) yellow LED (illuminated when sensor output is ON)	Light switching		
	Dark switching		

Presentation (adjustment and display)



- 1 Tripping threshold adjustment using +/- buttons
- 2 Locking of keypad by simultaneously pressing 1 buttons and holding down for 3 s
- 3 Selection of output type (Light/Dark) by simultaneously pressing 1 buttons and holding down for 6s
- 4 Yellow LED: ON when outputs active (current established)
Yellow LED: flashes slowly in event of output short-circuit
- 5 Red LED: ON each time the +/- buttons are pressed
Red LED: Permanently ON when keypad locked
Red LED: OFF when keypad unlocked

Dimensions (mm)

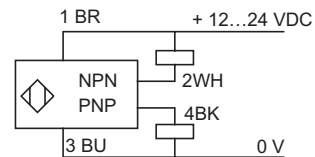


Wiring schemes (sensor connector pin view)

Connector

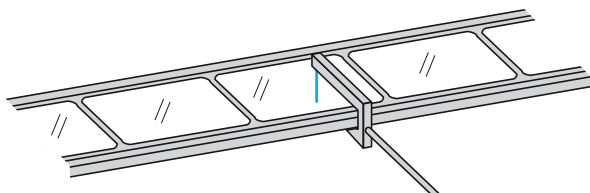


1	Brown	≡ + 12...24 VDC
2	White	NPN output
3	Blue	≡ 0 VDC
4	Black	PNP output



Application example

Detection of transparent labels on transparent or opaque strip



For application assistance or to find your distributor
please call 1-800-435-2121
or visit www.SESensors.com

Schneider Electric Sensor Competency Center
1875 Founders Drive, Dayton OH 45420-4017

NOTE: Sensors described in this catalog are designed to be used for standard industrial presence sensing applications. These sensors do not include the self-checking redundant circuitry necessary to allow their use in safety applications.

Catalog No. 9006BR0801

© Schneider Electric 2008
All Rights Reserved

July 2008